



AUSTRALIAN LACE GUILD
PROFICIENCY CERTIFICATE REQUIREMENTS
PLAITED LACE STAGE 1

1. Read the general guidelines.
2. Submit **three** (3) major finished pieces of work to show a sound working knowledge of the lace. All pieces should be appropriately joined and finished and one of these pieces to be mounted by hand - fabric to be no less than 15cm across
3. At least one of the major pieces must include corners
4. Submit sufficient samples and/or finished articles of not less than 15 cm (measured on the footside) to cover all the techniques within the requirements.
5. Make a pattern and a sample from a photocopy that will be supplied by the Proficiency Coordinator, and chosen from the Guild pool.
6. Retain one (1) major finished piece to be resubmitted for Stages 2 and 3.
7. Submit a list of threads used (as well as samples of threads) and books consulted

REQUIREMENTS

Plaits (also called legs, brides or bars)

Simple crossings

- Windmill Crossing
- Six, i.e. 6 pairs before and 6 pairs after the crossing

Picots

- Single (for thicker thread)
- Double (for fine thread)
- Left and right handed

Headsides

- Ninepin
- Waved headside
- Cluny edge
- Deep scalloped ninepin

Trails

- Single
- Double
- Crossing

Insertion

Beds spider

Kiss Stitch

Cluny joins



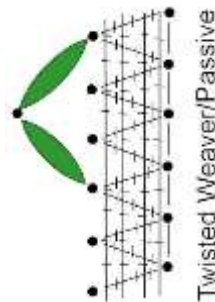
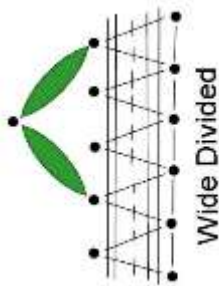
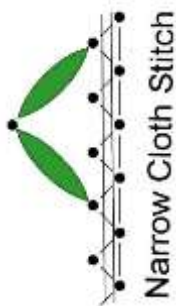
AUSTRALIAN LACE GUILD
PROFICIENCY CERTIFICATE REQUIREMENTS
PLAITED LACE STAGE 1 cont

Tallies

- Shaped leaves (pointed)
- Square-ended (i.e., flat at the beginning and the end)
- Cucumber

Footsides

- Narrow cloth stitch, 2 pairs of passives.
- Wide divided – 4 pairs of passives. (twist the weaver in the center to form a central vein)
- Twisted passives and twisted weaver



Different shaped pieces

- Square or Diamond
- Round or Oval

NOTE: The terms for these design features and techniques may vary from one source to another.

Ninepin




Cluny Edge



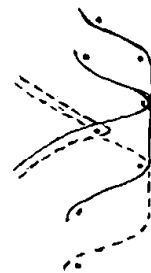
Waved headside



Deep Scalloped Ninepin



Cluny join



REFERENCES

Suggested references may include, but are by no means limited to, the following books:

Heather Billington – Plaited Lace Bedfordshire Beginners
 Barbara Underwood – Introducing Traditional Bedfordshire Lace in 20 Lessons
 Pamela Nottingham – Bedfordshire Lace Making
 Jennifer Fisher – The Bedfordshire Family of Laces
 Pam Robinson – Manual of Bedfordshire Lace
 Hartmut Lang – Wiener Spitzen